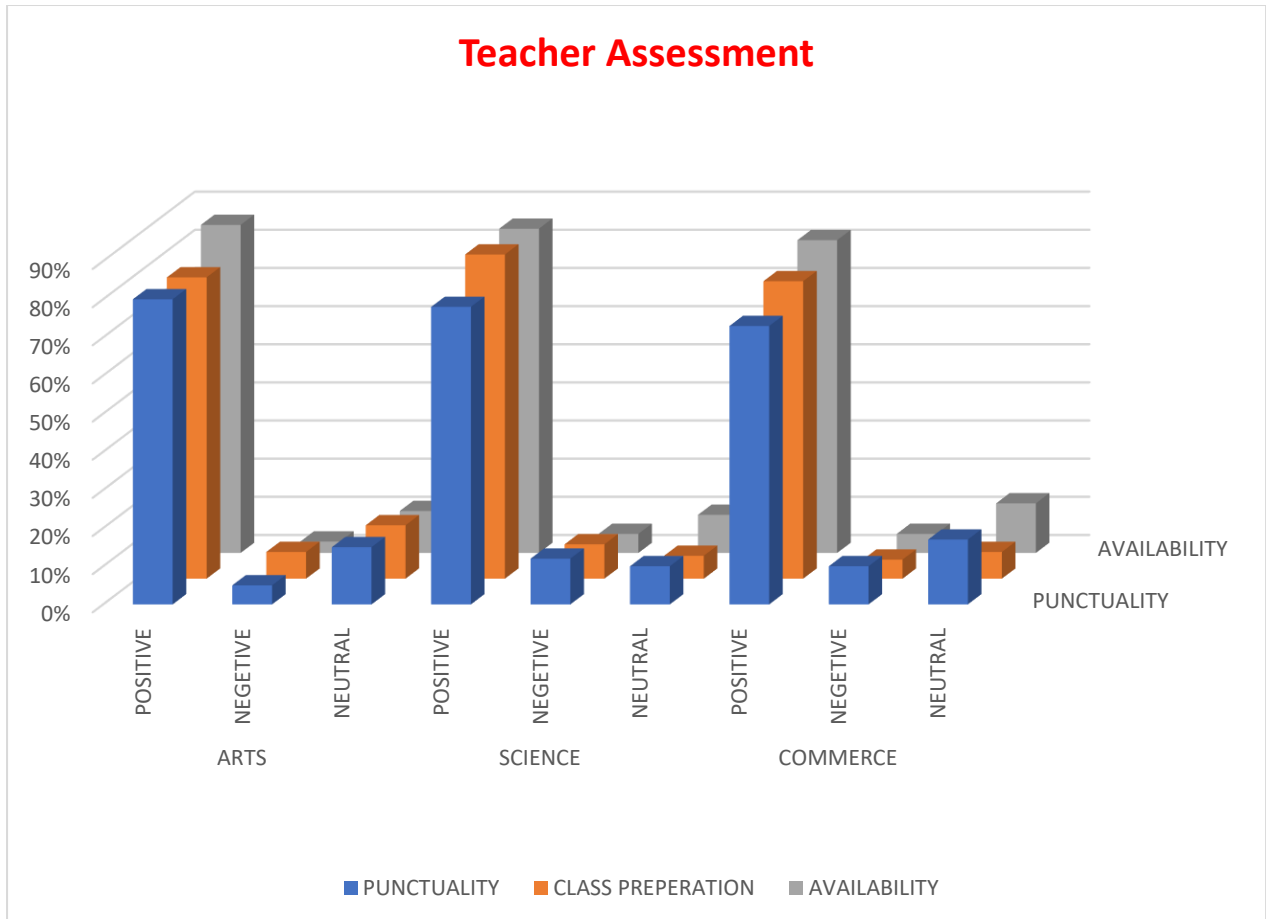
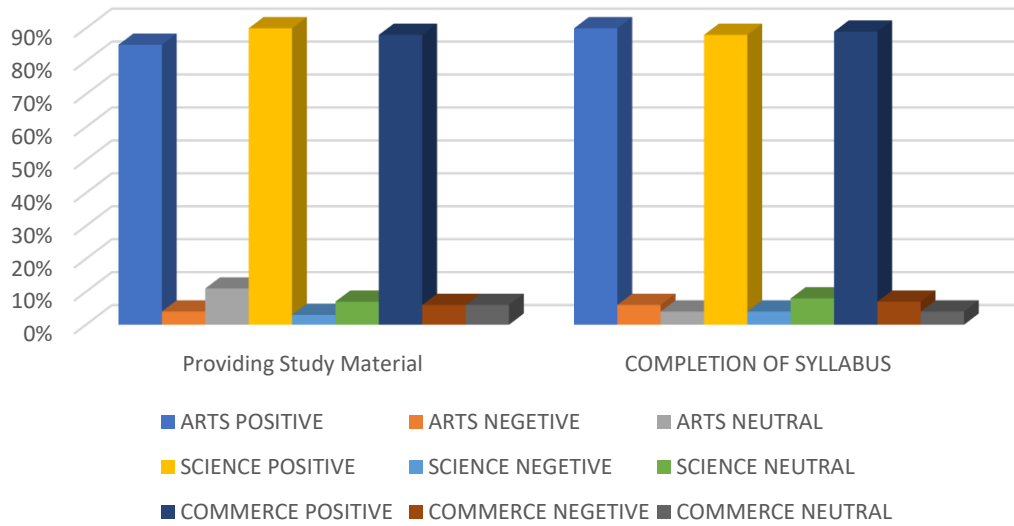




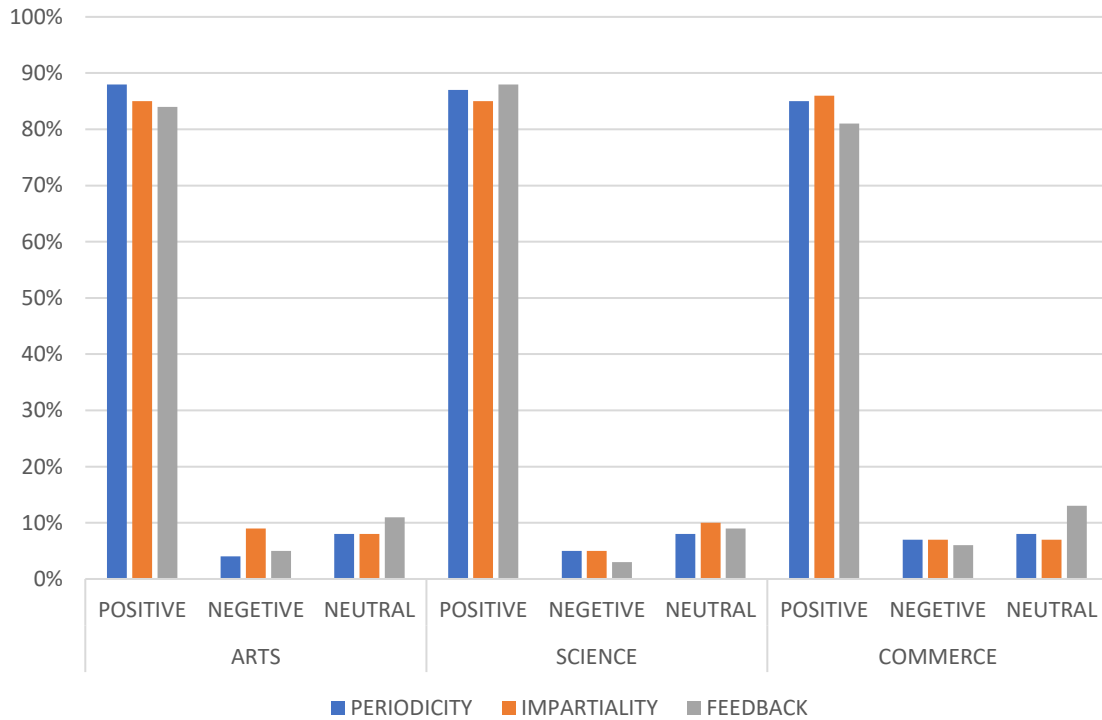
Government Post Graduate College, Noida
I Block, Sector 39, NAAC Accredited B+(2.61)



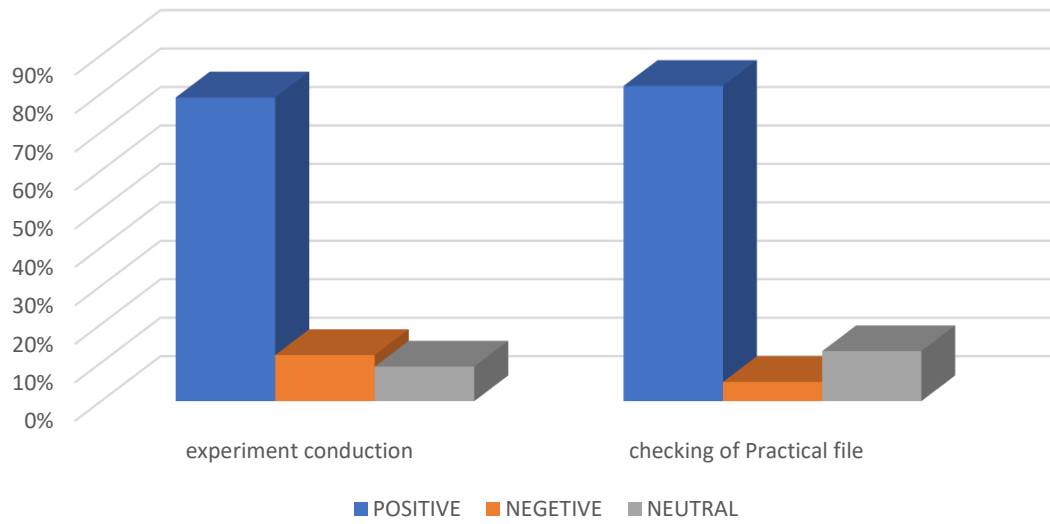
Syllabus



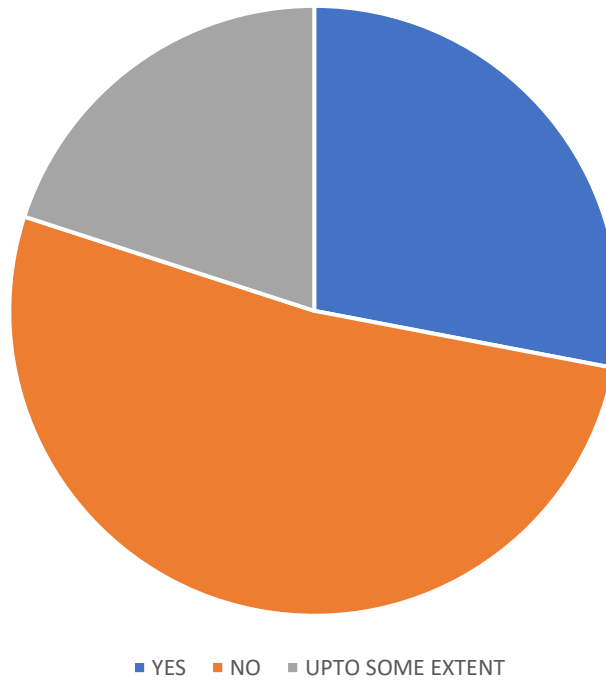
Evaluation of Students



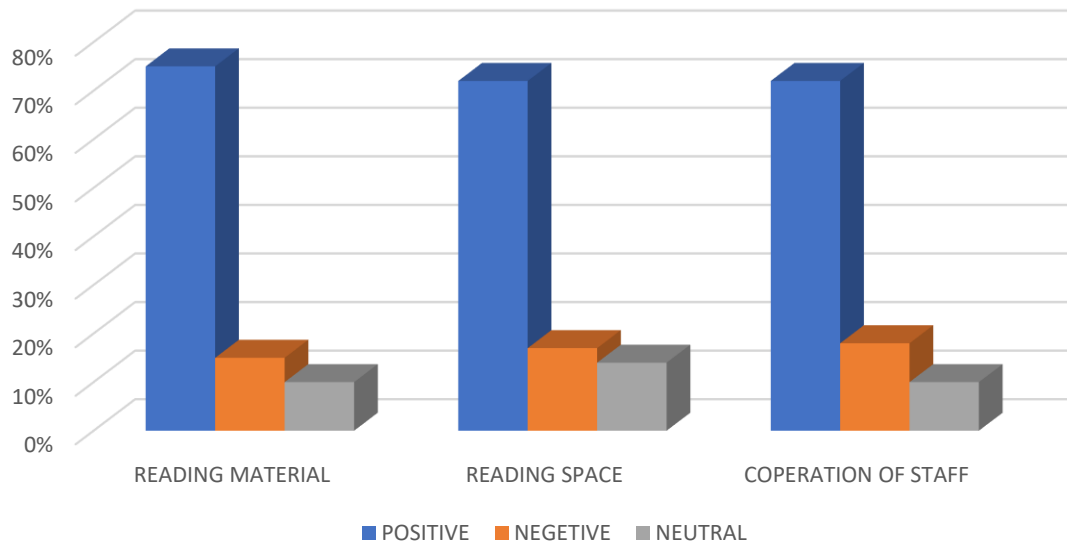
Practical Classes



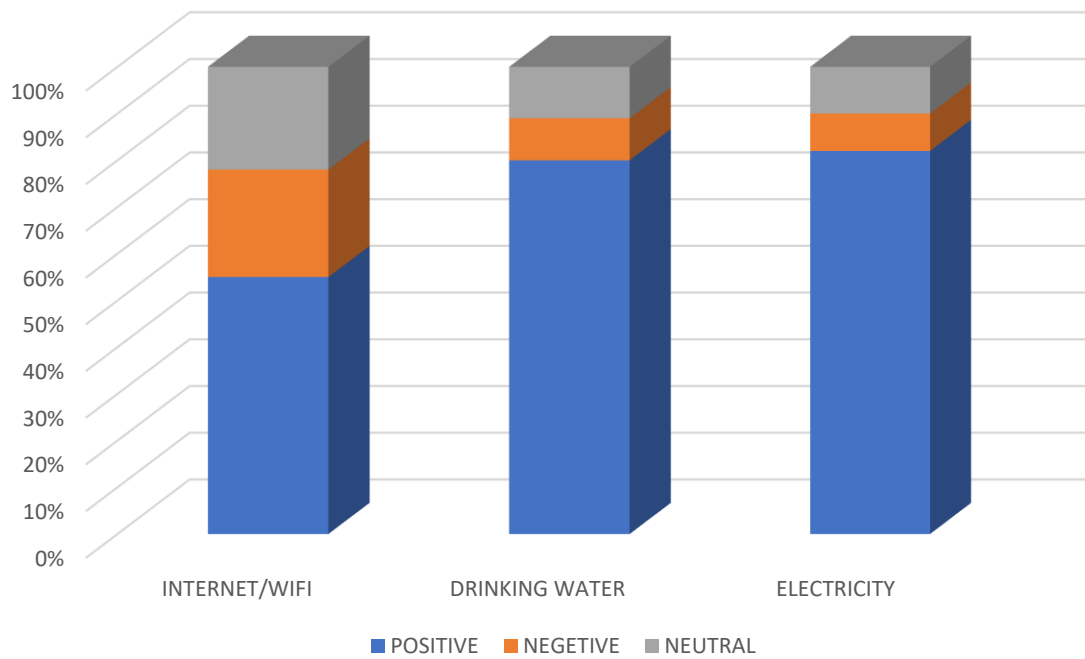
Online Classes



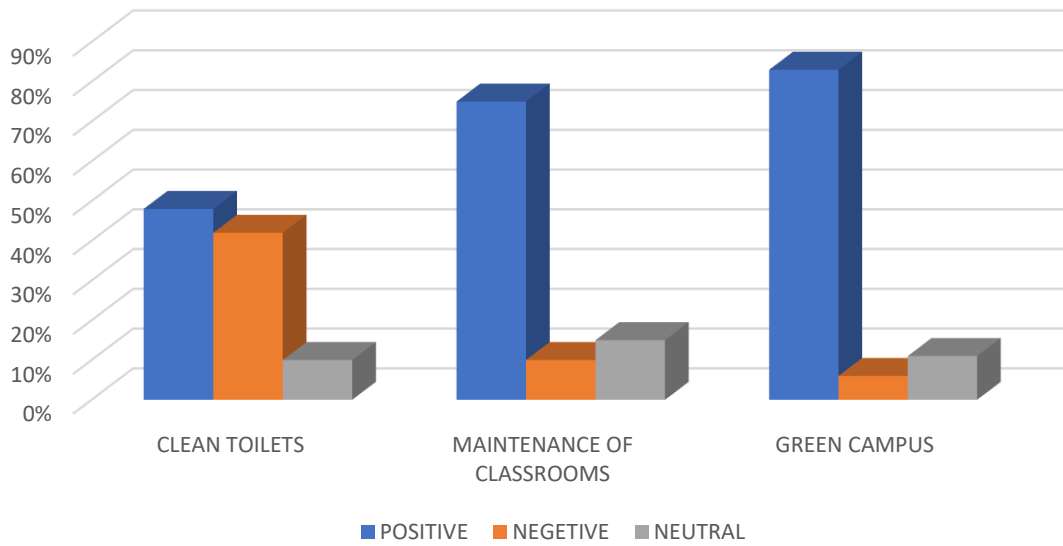
Library Facilities



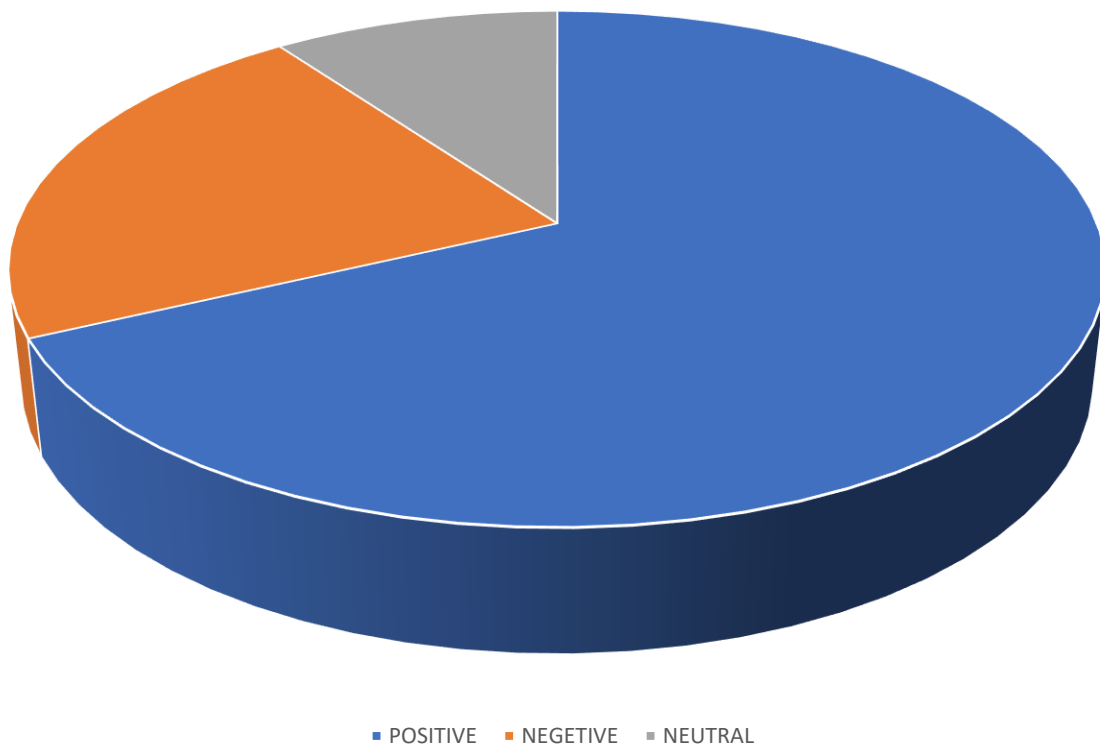
General Facilities



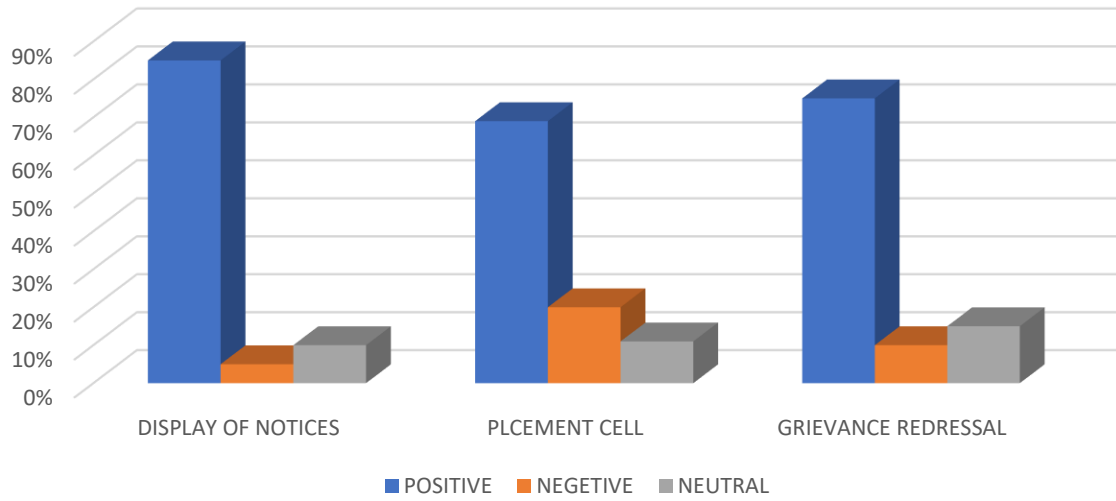
General Facilities



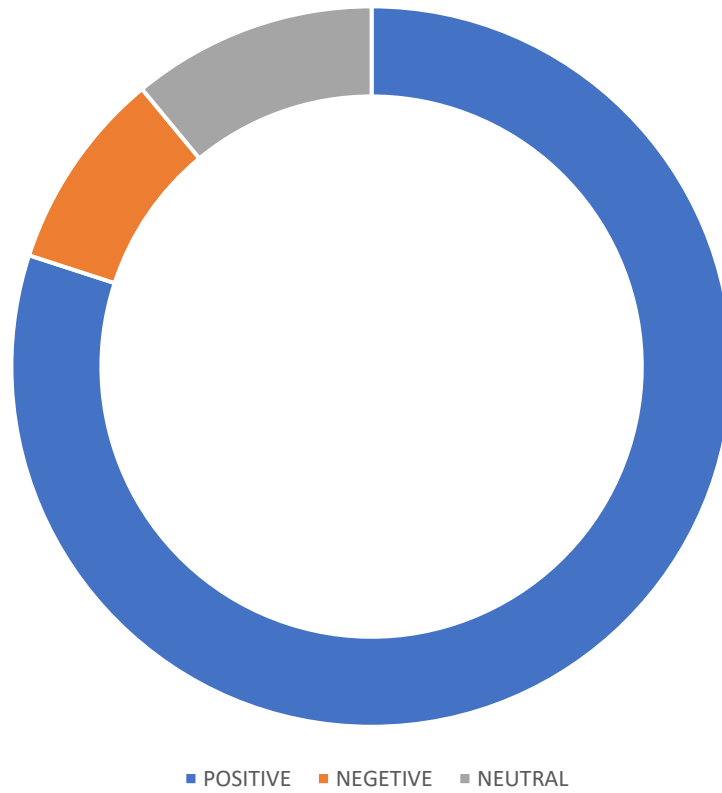
COPERATION OF OFFICE STAFF



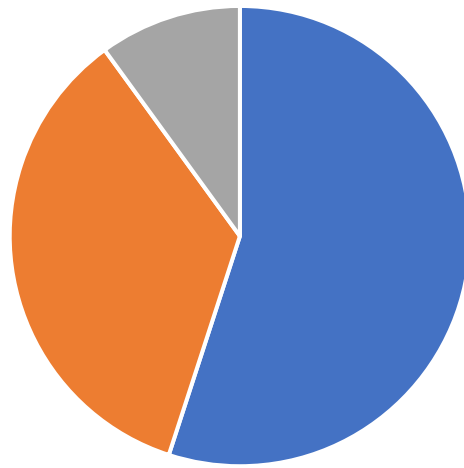
General Facilities



LABORATORY EQUIPMENTS

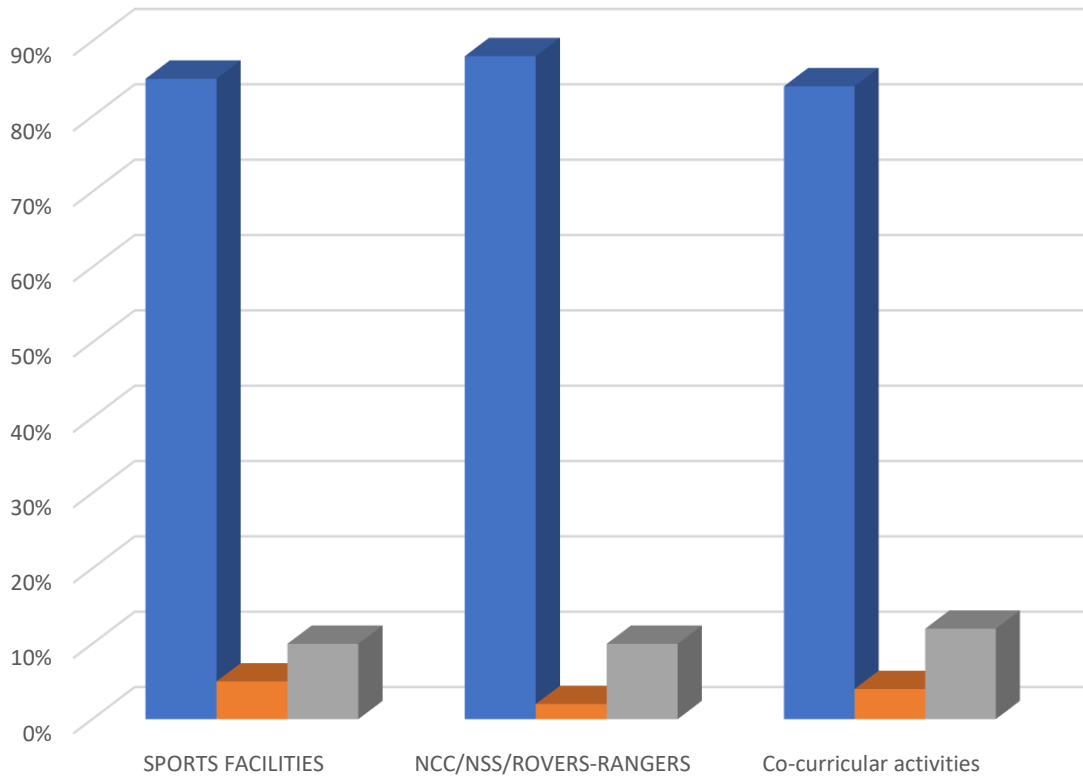


CANTEEN Facility



■ POSITIVE ■ NEGATIVE ■ NEUTRAL

Peronality Development Program



■ POSITIVE ■ NEGATIVE ■ NEUTRAL



Government Post Graduate College, Noida
I Block, Sector 39, NAAC Accredited B+(2.61)

STUDENT FEEDBACK ANALYSIS

SESSION-2022-23

Feedback survey of students of Govt. PG College, Noida for the session 2022-23 has been analyzed under two broad categories-

- 1- Academic analysis including- Teaching, Learning and Evaluation.
- 2- Infrastructure analysis including- College facilities.

TEACHING, LEARNING AND EVALUATION

Interpretation of Students Feedback on Teaching, Learning, Evaluation

- To effectively interpret students' feedback on teaching, learning, and evaluation, it is important to analyse their responses systematically and extract actionable insights. Group the feedback into three main categories:
 - a) **Teaching:** Includes delivery style, subject knowledge, engagement level, communication clarity, etc.
 - b) **Learning:** Covers student understanding, learning environment, resources provided, and the relevance of materials.
 - c) **Evaluation:** Refers to the fairness, frequency, and effectiveness of assessments or grading systems.
- The students feedback received on the Teaching Learning and Evaluation carries Twenty-Six questions. (Similar type of questions have been merged in analysis).
- The responses have been analysed under three categories or common themes or patterns in the feedback:
 - a) **Positive Trends:** Highlight what is working well (e.g., engaging lectures, supportive faculty).
 - b) **Negative Trends:** Pinpoint areas of concern (e.g., unclear explanations, insufficient study materials).

c) **Neutral Observations:** Note aspects that are consistently mentioned without strong opinions.

- The responses received have been analysed faculty wise as well as individually and compared with established teaching benchmarks or institutional expectations:
- The responses received in this category are diagrammatically represented through composite bar diagrams. The bars representative of faculty as well as categories display the percentage of responses in that category.
- Faculty assessment represents that around 80-90% students found their teachers punctual, well prepared for class and readily available to solve their problems. The analysis depicts that around 75-85% students strongly agree that teachers are effective in their communication and promote their participation in Discussion. They effectively explain the subject with the help of modern teaching aids.
- In Practical Subjects about 80% students were satisfied with demonstration by teachers for conduction of experiments as per instruction manual and regular checking of practical files by them.
- More than 80% students casted their vote in the favour of regularity and impartiality of evaluation process. They were informed regularly about schedule and result of evaluation within time. More than 90% students found that evaluation process was helpful in improving their grades.
- Most of the students strongly agree that teachers are friendly and readily available for discussion, counselling, and any other help. Although there are some students who are not satisfied with teaching, learning and evaluation process of college.
- Moreover 90% student responses confirmed that they were well informed about course outlines in the beginning of session. Almost all students in arts, science and commerce faculties strongly agree that teachers are providing study material for maximum syllabus coverage in the form of reference and text books, journals, magazines, notes, ppt, and e-contents.
- Student satisfaction/feedback survey signifies that on an average around 85% syllabus is completed in all the three faculties. Although college has well adopted the syllabus as per NEP-2020 as implemented by affiliating university, yet we have conducted survey about nature of curriculum. About 85% students found it challenging and adequate.
- In the lieu of Covid-19 spread in 2020, classes also continued online so feedback was also collected about online classes and syllabus completion which reflected a mixed response. About half of the students were facing difficulty for online classes, while around 30% students were not comfortable.
- It has also noticed that almost all sectors made necessary improvement as reflected by reduction in negative entries as compared to last session.

COLLEGE FACILITIES

Interpretation of Students Feedback on College Facilities

- Interpreting students' feedback on college facilities requires a structured approach to assess the adequacy, functionality, and overall satisfaction with various aspects of the campus.
- We have organized this feedback into specific facility areas for clarity:
 - a) **Academic Facilities:** Classrooms, laboratories, and libraries.
 - b) **Sports and Recreation:** Sports fields, gymnasiums, and recreational spaces.
 - c) **Campus Amenities:** Cleanliness, restrooms, and ecofriendly.
 - d) **Digital Infrastructure:** Internet availability, online resources, and learning management systems.
- Feedback on college facilities have three common trends:
 - a) **Satisfaction:** Areas where students feel the facilities are excellent or above expectations.
 - b) **Concerns:** Repeated complaints or negative remarks about specific facilities.
 - c) **Suggestions:** Recommendations from students for improvement or new facilities.
- Students responded on 18 questions related to college facilities and gave suggestions in 20th questions regarding improvement in college facilities. These suggestion from last year feedback questionnaire were taken into consideration and tried to implement the feasible improvements.
- Students agree that availability of relevant reading material and cooperation of library staff is good enough though reading space might be enlarged.
- They agreed that college has facility of reading room and common room.
- The students exhibited satisfactory level regarding availability of clean drinking water, electricity and WIFI internet facility. These facilities were further improvised by installing one more RO water machines and hiring some more internet servers.
- Students are well contented with working of placement cell and grievance redressal cell in college. Students are well informed offline/online about employment news.
- They also responded that there are adequate sports facilities and college organizes a lot of extra-curricular activities time to time.
- Students found that office staff is helpful and various notices regarding academic and non-academic activities or government schemes etc. are displayed within time.
- Classrooms and washrooms are well maintained and clean as check record was upheld after student complains.
- Most of students agree that laboratory equipments are in working condition though PG lab was provided some instruments as per the specialization available, still more improvisation is required.
- Community services like NSS/NCC/Rovers-Rangers are available in college and most of the students found them helpful in their personality development.
- The power supply is satisfactory but needs improvement.
- Most of the students think that canteen facility in the college require a lot of improvisation.

- Almost all the responses reflect that the campus is green and eco-friendly. More and more trees were planted and watered regularly under government programs as well as with collaboration of NGOs.



Government Post Graduate College, Noida
I Block, Sector 39, NAAC Accredited B+(2.61)
2022-23

STUDENT SATISFACTION SURVEY/ FEED BACK

ACTION TAKEN REPORT

Government Post Graduate College Noida every year ensures to take the feedback of the survey on various determining aspects and in this regard student satisfaction survey was done on teaching, learning, college facilities etc. Report was submitted by the feedback committee and on the basis of which following actions were taken:

- Students were overall satisfied with the learning methods, but some students had language problem, hence the committee decided that teachers would use bilingual method.
- More use of smart boards and ICT facilities has been emphasized.
- Syllabus to be completed by using mostly offline mode but during examination and admission hybrid mode can be used.
- Internal assessment marks to be communicated and the shortcomings of students to be addressed in remedial classes.
- Canteen committee to give directives to canteen owner, so that number of eatable items are increased and its quality standards are maintained. Rate card with menu items should be displayed.
- Soft skill training/guidance given to office staff so that their general behaviour/interaction improves.


PRINCIPAL

श्रीधर
राजकीय स्नातकोत्तर महाविद्यालय,
नोएडा


Student Satisfaction Survey/Feedback Committee
Coordinator

